

## OBJECTIVE

The Fund seeks to generate superior risk-adjusted returns for investors by aiming to mitigate traditionally high volatility and the various custody and counterparty risks associated with investing directly in Crypto Assets. The Sub Manager believes that the impact of DeFi, NFTs, and on-chain smart contracts is being underestimated in the Crypto Asset space. This results in certain industries facing rapid structural decline whilst new, previously unimagined industries are being created that have potential for rapid scaling and profitability.

## INVESTMENT APPROACH

The Fund takes the view that long-term macro market level themes dominate micro level themes. Accordingly, the Fund follows a multi-disciplinary approach in order to identify both dominant macro themes in the Crypto Asset space, as well as the most promising Crypto Assets within those themes. It does so by utilising deep industry knowledge and thematic analysis, as well as fundamental, bottom-up research on individual assets. Capital will be allocated prudently, and positions managed actively using both targeted as well as dynamic asset allocation.

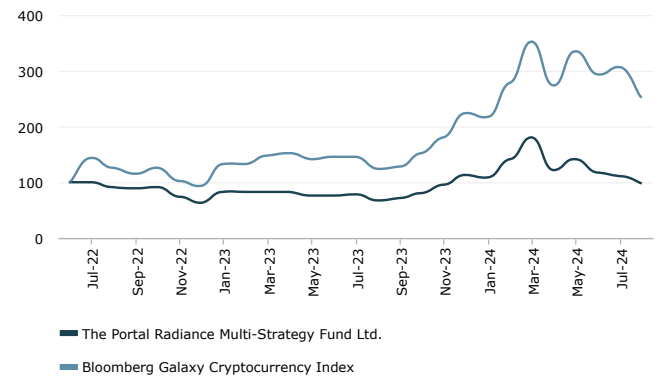
The Fund's strategy mitigates risk and reduces volatility by investing in a basket of diversified Crypto Assets across the various layers of the Crypto Currency, DeFi, Smart Contract and NFT stack. The portfolio is constructed predominantly with a fundamental long-term view but will also take advantage of short-term opportunities. It will employ trading strategies across various durations and risk profiles while keeping a close eye on valuation, liquidity, volatility and each individual Crypto Asset's margin of safety.

## FUND KEY FACTS

Fund Type	Limited
Fund Manager	Mark Witten
Investment Manager	AK Jensen Investment Management Limited
Sub Manager	Boutique Capital Pty Ltd
Subscription Notice	5 business days preceding the Subscription Day
Redemption Notice	30 days preceding the Redemption Day
Minimum Investment	USD 100,000 or other currency equivalent
Redemption Fee	0.5% of the redemption amount. 2% for the first year after subscription
Pricing	Monthly
Share Class	Class B
Management fee	2.0% per annum
Performance fee	20.0% per Annum
Currency Class	USD
Bloomberg Ticker	PORTALB KY
ISIN	KYG7175W1143
Administrator	Apex Fund Services (Malta) Ltd
Auditor	RSM Cayman Ltd.
Storage Provider	Bitgo
Inception Month	July 2022

## PERFORMANCE SINCE INCEPTION (%)


(Past performance does not predict future returns)



## PERFORMANCE OVERVIEW

Last month return	-12.01%
Year to date return	-12.75%
Inception to date return	-1.67%
NAV	98.33

## ASSET ALLOCATION EXPOSURE



## RISK STATISTICS

Annualized Sharpe Ratio	0.2
Annualized Standard Deviation	54.3
Sortino Ratio	-0.02
Annualized Max Drawdown	-37.77
Annualized Downside Deviation	33.51
Kurtosis	-0.19
Skewness	0.23
Gross Exposure	94.04

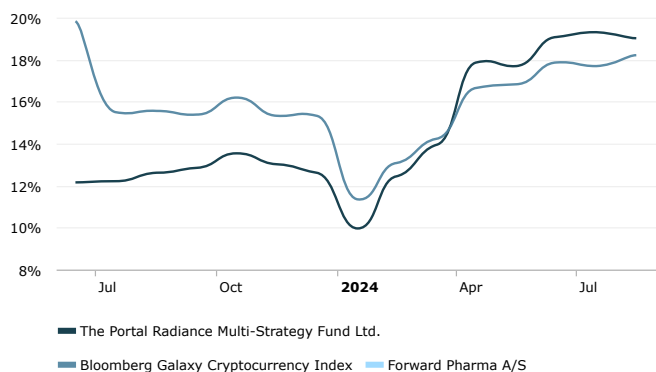
**THIS IS A MARKETING COMMUNICATION. PLEASE REFER TO THE OFFERING SUPPLEMENT TO THE FUND BEFORE MAKING ANY INVESTMENT DECISIONS. YOU ARE RECOMMENDED TO SEEK THIRD PARTY ADVICE INCLUDING TAX ADVICE.** Information in this document is intended for use only by professional investors as defined by MIFID II. Any information in this document is not based on personal information or circumstances of persons receiving this information. The information in this document does not constitute investment advice and is not an offer or solicitation for investment. If you are not a professional investor, please disregard this document. The distribution of the information contained in this document in certain countries may be restricted by law and accordingly, persons who read it are required to inform themselves and to comply with any such restrictions. The figures shown in this document refer to the past. Past performance is not a reliable indicator of future results. Crypto assets are fairly recent and are at a developmental stage with variation in its regulation in different jurisdictions. Investors should be cautious of the risks associated with crypto assets including (without limitation) volatility, total capital loss, and lack of regulation over certain market participants. THE FUND IS NOT MANAGED AGAINST ANY BENCHMARK. ANY REFERENCE TO BENCHMARKS IN THE MONTHLY NEWSLETTER IS FOR COMPARATIVE PURPOSES ONLY. Some performance differences between the fund and the benchmark may arise because the fund performance is calculated at a different valuation point from the benchmark. The target benchmark has been selected because it is representative of the type of investments in which the fund is likely to invest, and it is, therefore, an appropriate target in relation to the return that the fund aims to provide. The investment manager invests on a discretionary basis and there are no restrictions on the extent to which the fund's portfolio and performance may deviate from the benchmark. The investment manager will invest in securities not included in the benchmark in order to take advantage of specific investment opportunities.

## TRACK RECORD (%) PAST PERFORMANCE DOES NOT PREDICT FUTURE RETURNS

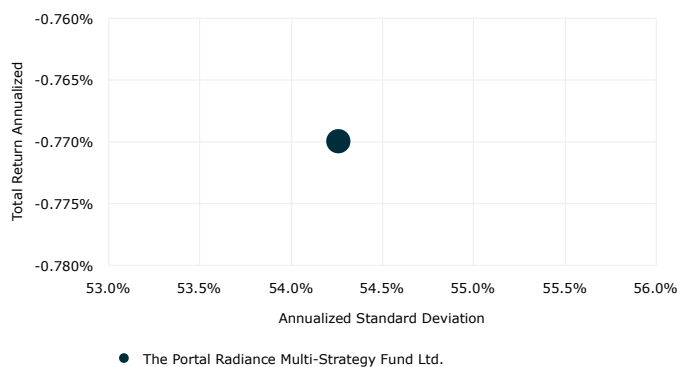
	Jan	Feb	Mar	Apr	May	Jun	Jul	Aug	Sep	Oct	Nov	Dec	Total
2022							0.4	-9.8	-1.2	2.1	-18.5	-14.3	-36.1
2023	30.9	0.0	-0.9	-1.4	-7.0	0.7	2.8	-15.0	6.5	13.7	16.9	19.0	76.5
2024	-3.6	29.1	28.0	-31.8	16.1	-18.2	-3.9	-12.0					-12.7

## PERFORMANCE STATISTICS

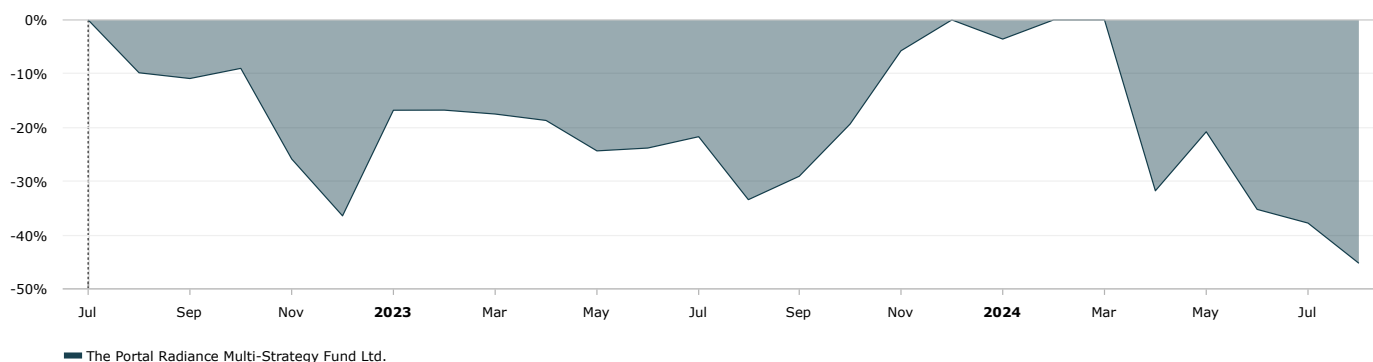
### VOLATILITY (12 MONTHS ROLLING)



### RISK/RETURN COMPARISON



## DRAWDOWN



**THIS IS A MARKETING COMMUNICATION. PLEASE REFER TO THE OFFERING SUPPLEMENT TO THE FUND BEFORE MAKING ANY INVESTMENT DECISIONS. YOU ARE RECOMMENDED TO SEEK THIRD PARTY ADVICE INCLUDING TAX ADVICE.** Information in this document is intended for use only by professional investors as defined by MIFID II. Any information in this document is not based on personal information or circumstances of persons receiving this information. The information in this document does not constitute investment advice and is not an offer or solicitation for investment. If you are not a professional investor, please disregard this document. The distribution of the information contained in this document in certain countries may be restricted by law and accordingly, persons who read it are required to inform themselves and to comply with any such restrictions. The figures shown in this document refer to the past. Past performance is not a reliable indicator of future results. Crypto assets are fairly recent and are at a developmental stage with variation in its regulation in different jurisdictions. Investors should be cautious of the risks associated with crypto assets including (without limitation) volatility, total capital loss, and lack of regulation over certain market participants. **THE FUND IS NOT MANAGED AGAINST ANY BENCHMARK. ANY REFERENCE TO BENCHMARKS IN THE MONTHLY NEWSLETTER IS FOR COMPARATIVE PURPOSES ONLY.** Some performance differences between the fund and the benchmark may arise because the fund performance is calculated at a different valuation point from the benchmark. The target benchmark has been selected because it is representative of the type of investments in which the fund is likely to invest, and it is, therefore, an appropriate target in relation to the return that the fund aims to provide. The investment manager invests on a discretionary basis and there are no restrictions on the extent to which the fund's portfolio and performance may deviate from the benchmark. The investment manager will invest in securities not included in the benchmark in order to take advantage of specific investment opportunities.